



Hilti HUS4-HR/CR Screw Anchor

Submission Folder

Product Information	2
Technical Data	4
Letters	
PIPO	12
Country of Origin	14



Recycling one ton of paper saves 17 trees and 7000 gallons of water.
Please consider your environmental responsibility before using the hard copy version!

Screw anchor HUS4 (Stainless steel)



BASE MATERIALS

- Concrete (aerated)
- Concrete (cracked)
- Concrete (uncracked)
- Masonry (solid)

APPLICATIONS

- Tunnel construction
- Anchoring facade panels
- Installing railings

ADVANTAGES

- Hexagonal head with integral washer for neat appearance when fastening through in-place parts
- ETA approval - also for use in cracked concrete
- Seismic approval ETA C1
- For use in both cracked and uncracked concrete

Technical data

Material composition	Steel, A4 (SS316)
Material, corrosion	Steel, stainless
Type of fastening	Through-fastening
Approvals / test reports	ETA, Fire
Suitable for cracked concrete with redundant fastenings	Yes

Recommended load (kN), non-cracked concrete at 25N/mm², safety factor(γ)=3

Model	Size	M6	M8	M10	M14 (HUS-HR only)
Standard embedment depth		55	80	90	110
HUS4-HR/CR	Tensile Load, N _{rec}	3.0	5.3	8.3	13.1
	Shear Load, V _{rec}	5.7	8.7	11.0	25.7

Recommended load (kN), cracked concrete at 25N/mm², safety factor(γ)=3

Model	Size	M6	M8	M10	M14 (HUS-HR only)
Standard embedment depth		55	80	90	110
HUS4-HR/CR	Tensile Load, N _{rec}	1.7	5.0	5.3	8.3
	Shear Load, V _{rec}	5.2	8.7	11.0	18.3

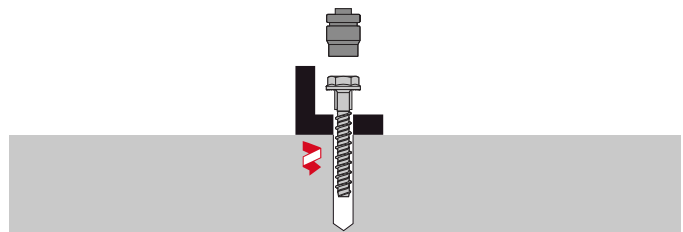
Remarks:

- 1) All the data applies to no edge distance, spacing and other influences
- 2) For detail design method, please refer to Fastening Technology Manual
- 3) For redundant fastening only, please contact Hilti for technical assistance

Approvals

ETA, Fire resistance ETA 20/0867 for HUS4 screw anchor single point

Approvals and test reports may apply to selected products only. Please refer to the documents for details.



These are abbreviated instructions which may vary according to the application.

Watch Video



HUS4-HR (Hexagon head, stainless steel A4)



Order Now



Ordering designation	Anchor size	Drill bit diameter	Drilling Depth at embed. 2	Fastening thickness at embed.2	Base plate clearance hole	Sales pack quantity	Item number
HUS4-HR 6x35 5/-/-	6	6 mm	-	-	9 mm	50 pc	2357617
HUS4-HR 6x45 15/10/-	6	6 mm	-	-	9 mm	50 pc	2357618
HUS4-HR 6x60 30/25/5	6	6 mm	65 mm	5 mm	9 mm	50 pc	2357619 ¹⁾
HUS4-HR 6x70 40/35/15	6	6 mm	65 mm	15 mm	9 mm	50 pc	2357640 ¹⁾
HUS4-HR 8x55 5/-/-	8	8 mm	-	-	12 mm	25 pc	2357305 ¹⁾
HUS4-HR 8x65 15/5/-	8	8 mm	70 mm	5 mm	12 mm	25 pc	2357306 ¹⁾
HUS4-HR 8x75 25/15/-	8	8 mm	70 mm	15 mm	12 mm	25 pc	2357307
HUS4-HR 8x85 35/25/5	8	8 mm	70 mm	25 mm	12 mm	25 pc	2357308 ¹⁾
HUS4-HR 8x95 45/35/15	8	8 mm	70 mm	35 mm	12 mm	20 pc	2357309
HUS4-HR 8x105 55/45/25	8	8 mm	70 mm	45 mm	12 mm	20 pc	2357600 ¹⁾
HUS4-HR 10x65 5/-/-	10	10 mm	-	-	14 mm	25 pc	2357601 ¹⁾
HUS4-HR 10x75 15/5/-	10	10 mm	80 mm	5 mm	14 mm	25 pc	2357602
HUS4-HR 10x 85 25/15/-	10	10 mm	80 mm	15 mm	14 mm	25 pc	2357603 ¹⁾
HUS4-HR 10x 95 35/25/5	10	10 mm	80 mm	25 mm	14 mm	25 pc	2357604
HUS4-HR 10x 105 45/35/15	10	10 mm	80 mm	35 mm	14 mm	25 pc	2357605 ¹⁾
HUS4-HR 10x 115 55/45/25	10	10 mm	80 mm	45 mm	14 mm	25 pc	2357606 ¹⁾
HUS4-HR 10x130 70/60/40	10	10 mm	80 mm	60 mm	14 mm	25 pc	2357607 ¹⁾
HUS4-HR 14x80 10/-	14	14 mm	-	-	18 mm	12 pc	2357644
HUS4-HR 14x120 50/10	14	14 mm	120 mm	10 mm	18 mm	12 pc	2357645 ¹⁾
HUS4-HR 14x135 65/25	14	14mm	120 mm	25 mm	18 mm	12 pc	2357646 ¹⁾

¹⁾ For detailed stock availability and lead time information please contact your Hilti representative.

Please visit Hilti website for the latest item numbers and related products

HUS4-CR (Countersunk torx, stainless steel A4)



Order Now



Ordering designation	Anchor size	Drill bit diameter	Drilling depth at embed. 2	Fastening thickness at embed.2	Base plate clearance hole	Sales pack quantity	Item number
HUS4-CR 6x40 10/5/-	6	6 mm	-	-	9 mm	50 pc	2357641
HUS4-CR 6x60 35/15/5	6	6 mm	65 mm	5 mm	9 mm	50 pc	2357642
HUS4-CR 6x70 40/35/15	6	6 mm	65 mm	15 mm	9 mm	50 pc	2357643 ¹⁾
HUS4-CR 8x65 15/5/-	8	8 mm	70 mm	5 mm	12 mm	50 pc	2357608
HUS4-CR 8x75 25/15/-	8	8 mm	70 mm	15 mm	12 mm	50 pc	2357609
HUS4-CR 8x95 45/35/15	8	8 mm	70 mm	35 mm	12 mm	50 pc	2357610 ¹⁾
HUS4-CR 10x75 15/5/-	10	10 mm	80 mm	5 mm	14 mm	50 pc	2357611
HUS4-CR 10x85 25/15/-	10	10 mm	80 mm	15 mm	14 mm	50 pc	2357612
HUS4-CR 10x105 45/35/15	10	10 mm	80 mm	35 mm	14 mm	50 pc	2357613 ¹⁾



¹⁾ This is a non-stock item. For detailed lead time information please contact your Hilti representative.








Please visit Hilti website for the latest item numbers and related products

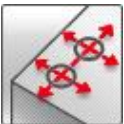





HUS4-HR / HUS4-CR Screw anchor

Ultimate performance screw anchor for single point fastening

Anchor version	Benefits
 <p>HUS4-HR (6-14)*</p>	<ul style="list-style-type: none"> - High productivity - less drilling and fewer operations than with conventional anchors - ETA approval for cracked and non-cracked concrete - ETA approval for Seismic C1 - Smaller edge and spacing distance - Three embedment depths for maximum design flexibility and flexible design for concrete cone capacity - No cleaning required size 6 to 14 - Through fastening with H and C head
 <p>HUS4-CR (6-10)</p>	

Base material	Load conditions
 <p>Concrete (non-cracked)</p>	 <p>Concrete (cracked)</p>
	 <p>Solid brick</p>
	 <p>Autoclaved aerated concrete</p>
	 <p>Static / quasi-static</p>
	 <p>Seismic ETA-C1</p>
	 <p>Fire resistance</p>

Installation conditions	Other information
 <p>Small edge distance and spacing</p>	 <p>European Technical Assessment</p>
	 <p>CE conformity</p>
	 <p>PROFIS Engineering software</p>
	 <p>Corrosion resistance</p>

Approvals / certificates

Description	Authority	No. / date of issue
European Technical Assessment	DIBt	ETA-20/0867 / 14-07-2022
Fire test report	DIBt	ETA-20/0867 / 14-07-2022

*HUS4-HR not available in size 12

Static and quasi-static resistance (for a single anchor)

All data in this section applies to:

- Correct setting (See setting instruction)
- No edge distance and spacing influence
- **Steel** failure
- Minimum base material thickness
- Concrete C 20/25, $f_{ck,cube} = 25 \text{ N/mm}^2$

Anchor size		6	8			10			14		
Type	HUS4-	HR,C R	HR, CR			HR, CR			HR		
Nominal anchorage depth h_{nom} [mm]		55	50 ^{a)}	60	80	60 ^{a)}	70	90	-	70	110

a) Hilti Technical Data for embedment depth

Characteristic resistance

Anchor size		6	8			10			14		
Type	HUS4-	HR,CR	HR, CR			HR, CR			HR		
Non-cracked concrete											
Tension N_{Rk}	[kN]	9,0	9,0 ^{a)}	12,0	16,0	12,0 ^{a)}	16,0	25,0	-	18,4	39,2
Shear V_{Rk}	[kN]	17,0	23,0 ^{a)}	26,0	26,0	30,7 ^{a)}	33,0	33,0	-	36,9	77,0
Cracked concrete											
Tension N_{Rk}	[kN]	5,0	5,0 ^{a)}	8,5	15,0	7,5 ^{a)}	12,0	16,0	-	12,0	25,0
Shear V_{Rk}	[kN]	15,6	16,1 ^{a)}	22,2	26,0	21,5 ^{a)}	27,3	33,0	-	25,8	54,9

a) Hilti Technical Data

Design resistance

Anchor size		6	8			10			14		
Type	HUS4-	HR,CR	HR, CR			HR, CR			HR		
Non-cracked concrete											
Tension N_{Rd}	[kN]	4,3	5,0 ^{a)}	8,0	8,9	6,7 ^{a)}	8,9	16,7	-	10,2	21,8
Shear V_{Rd}	[kN]	11,3	15,4 ^{a)}	17,3	17,3	20,5 ^{a)}	22,0	22,0	-	24,6	51,3
Cracked concrete											
Tension N_{Rd}	[kN]	2,4	2,8 ^{a)}	5,7	8,3	4,2 ^{a)}	6,7	10,7	-	6,7	13,9
Shear V_{Rd}	[kN]	10,4	10,8 ^{a)}	14,8	17,3	14,3 ^{a)}	18,2	22,0	-	17,2	36,6

a) Hilti Technical Data

Recommended loads^{b)}

Anchor size		6	8			10			14		
Type	HUS4	HR,CR	HR, CR			HR, CR			HR		
Non-cracked concrete											
Tension N_{Rec}	[kN]	3,0	3,0 ^{a)}	4,0	5,3	4,0 ^{a)}	5,3	8,3	-	6,1	13,1
Shear V_{Rec}	[kN]	5,7	7,7 ^{a)}	8,7	8,7	10,2 ^{a)}	11,0	11,0	-	12,3	25,7
Cracked concrete											
Tension N_{Rec}	[kN]	1,7	1,7 ^{a)}	2,8	5,0	2,5 ^{a)}	4,0	5,3	-	4,0	8,3
Shear V_{Rec}	[kN]	5,2	5,4 ^{a)}	7,4	8,7	7,2 ^{a)}	9,1	11,0	-	8,6	18,3

a) Hilti Technical Data

b) With overall partial safety factor, $\gamma = 3,0$.

Fire resistance

All data in this section applies to:

- Correct setting (See setting instruction)
- No edge distance and spacing influence
- *Steel* failure
- Minimum base material thickness
- Concrete C 20/25, $f_{ck,cube} = 25 \text{ N/mm}^2$
- Partial safety factor for resistance under fire exposure $\gamma_{M,fi}=1,0$ (in absence of other national regulations)

Characteristic and design resistance

Anchor size		6		8				10				14	
Type	HUS4-	HR	CR	HR	CR	HR	CR	HR	CR	HR	CR	HR	CR
Nominal anchorage depth h_{nom} [mm]		55	55	60	80	60	80	70	90	70	90	70	110
Fire Exposure R30													
Tension N_{Rk}	[kN]	1,3	0,2	1,5	3,0	0,8	0,8	2,3	4,0	1,4	1,4	3,0	6,3
Shear V_{Rk}	[kN]	3,5	0,2	5,2	9,3	0,8	0,8	7,4	14,6	1,4	1,4	6,7	23,6
Fire Exposure R120													
Tension N_{Rk}	[kN]	1,0	0,1	1,2	1,7	0,4	0,4	1,8	2,4	0,8	0,8	2,4	5,0
Shear V_{Rk}	[kN]	1,0	0,1	1,7	1,7	0,4	0,4	2,4	2,4	0,8	0,8	5,4	5,4

Materials



Mechanical properties

Anchor size		6	8	10	14
Type	HUS4-	HR, CR	HR, CR	HR, CR	HR
Nominal tensile strength f_{uk}	[N/mm ²]	1050	870	950	690
Yield strength f_{yk}	[N/mm ²]	900	745	815	590
Stressed cross-section A_s	[mm ²]	22,9	39	55,4	143,1
Moment of resistance W	[mm ³]	15	34	58	255
Design bending resistance $M^{0}_{Rd,s}$	[Nm]	19	36	66	193

Material quality

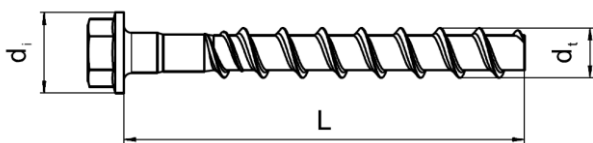
Part	Material
Hexagonal head concrete screw	Stainless steel (grade A4)
Countersunk head concrete screw	Stainless steel (grade A4)

Head configuration

Type	Part	
HUS4-HR	Hexagonal head	
HUS4-CR	Countersunk head	

Fastener dimensions

Anchor size		6	8	10	14
Type	HUS4-	HR	HR	HR	HR
Outer diameter of the screw thread d_t	[mm]	7,55	10,05	12,25	16,56
Diameter of integrated	d_i [mm]	17,00	17,50	20,50	30,00
Length of the screw (min/max)	L [mm]	60/70	65/105	75/130	80/135



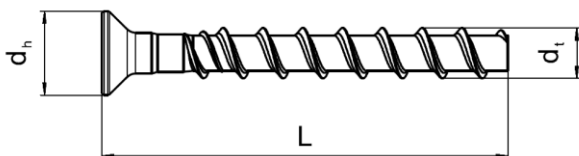
HUS4: Hilti Universal Screw 4th generation

HR: Hexagonal head, stainless steel

10: Nominal screw diameter

100: total length of the screw

Anchor size		6	8	10
Type	HUS4-	CR	CR	CR
Outer diameter of the screw thread d_t	[mm]	7,55	10,05	12,25
Countersunk head diameter	d_h [mm]	17,50	18,00	21,00
Length of the screw (min/max)	L [mm]	60/70	65/95	75/105



HUS4: Hilti Universal Screw 4th generation

HR: Hexagonal head, stainless steel

CR: Countersunk head, stainless steel

10: Nominal screw diameter

100: total length of the screw

Setting information

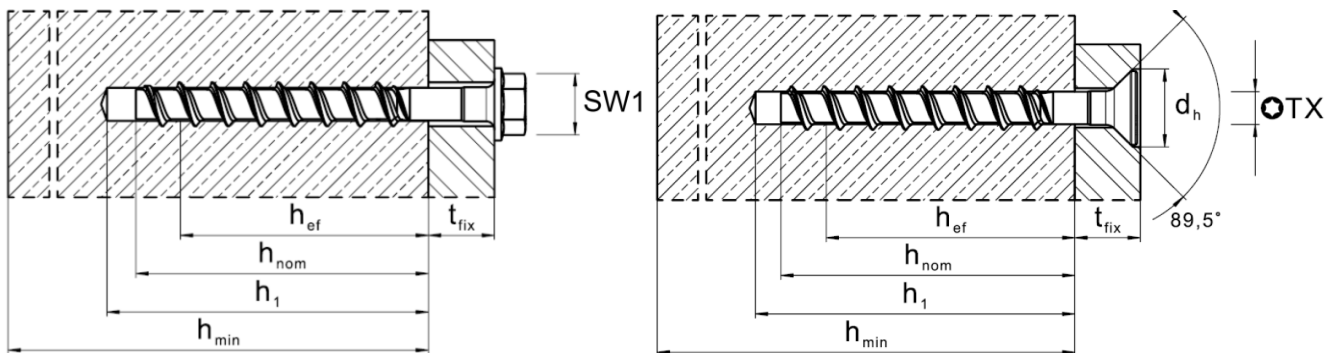
Setting details

Anchor size			6	8			10			14		
Type	HUS4-		HR, CR	HR, CR ^{a)}			HR, CR ^{a)}			HR		
Nominal anchorage depth	h_{nom}	[mm]	55	50	60	80	60	70	90	70	110	
Effective anchorage depth	h_{ef}	[mm]	45	38	47	64	46	54	71	52	86	
Nominal diameter of drill bit	d_0	[mm]	6	8			10			14		
Cutting diameter of drill bit	d_{cut}	[mm]	6,4	8,45			10,45			14,5		
Clearance hole diameter	d_f	[mm]	9	12			14			18		
Depth drill hole (cleaning)	h_1	[mm]	65	60	70	90	70	80	100	80	120	
Depth drill hole (no cleaning)	h_1	[mm]	77	76	86	106	90	100	120	108	148	
Wrench size	SW	[mm]	13	13			15			21		
Diameter of countersunk	d_h	[mm]	11	18			21			-		
Installation torque	Concrete	T_{inst}	[Nm]	-a)	35	-a)	-a)	45 ^{c)}			65	
	Solid m, Mz 12	T_{inst}	[Nm]	10	- b)	16	16	- b)	20	20	- b)	- b)
	Solid m, KS 12	T_{inst}	[Nm]	10	- b)	16	16	- b)	20	20	- b)	- b)
	Aerated	T_{inst}	[Nm]	4	- b)	8	8	- b)	10	10	- b)	- b)

a) Hand setting in concrete base material not allowed (machine setting only)

b) Hilti does not recommend this setting process for this application.

c) Installation torque refer to HUS4-HR only



Installation equipment

Anchor size	6	8	10	14
Type	HUS4- HR, CR	HR, CR	HR, CR	HR
Rotary hammer	TE 2 – TE 30			
Drill bit	TE-CX4 (SDS PLUS) 6/17	TE-CX4 (SDS PLUS) 8/17	TE-CX4 (SDS PLUS) 10/22	TE-CX4 (SDS PLUS) 14/22
Socket wrench insert	SI-S 13 ½" (S)	SI-S 13 ½" (S) S-NSD 13 ½" (L)	SI-S 13 ½" (S)	SI-S 13 ½" (S)
Torx (CR type only)	-	S-SY TX 45	S-SY TX 50	-
Impact screw driver ¹⁾	SIW 6AT-A22 ½" SIW 4AT-A22 ½" h _{nom1} – gr.1 h _{nom2} – gr.2 h _{nom3} – gr.3	SIW 6AT-A22 ½" SIW 4AT-A22 ½" SIW22T-A ½", ¾" (L=55&65mm – long socket) SIW6-22 gr.2 ½" (L=55&65mm – long socket)	SIW 6AT-A22 ½" SIW 4AT-A22 ½" SIW22T-A ½", ¾" SIW6-22 gr.2 ½"	SIW22T-A ½" SIW6-22 gr.2 ½" SIW8-22 gr.1 ½" SIW9-22 ¾"

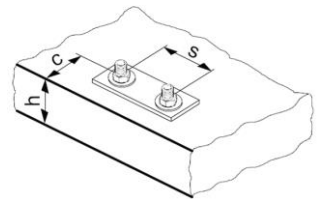
¹⁾ Installation with other impact screw driver of equivalent power is possible.

Setting parameters

Anchor size		6	8				10			14	
Type	HUS4- HR, CR	HR, CR	HR, CR ^{a)}				HR, CR ^{a)}			HR	
Nominal anchorage depth	h _{nom} [mm]	55	50	60	80	60	70	90	70	110	
Minimum base material	h _{min} [mm]	100	100	100	120	120	120	140	140	160	
Minimum spacing	s _{min} [mm]	35	45	45	50	50	50	50	50	60	
Minimum edge distance	c _{min} [mm]	35	45	45	50	50	50	50	50	60	
Critical spacing for splitting failure	s _{cr,sp} [mm]	135	114	114	192	166	194	256	187	310	
Critical edge distance for splitting failure	c _{cr,sp} [mm]	68	57	71	96	83	97	128	94	155	
Critical spacing for concrete cone failure	s _{cr,N} [mm]	135	114	114	192	166	194	256	187	310	
Critical edge distance for concrete cone failure	c _{cr,N} [mm]	68	57	71	96	83	97	128	94	155	

For spacing (edge distance) smaller than critical spacing (critical edge distance) the design loads have to be reduced (see system design resistance).

Critical spacing and critical edge distance for splitting failure apply only for non-cracked concrete. For cracked concrete only the critical spacing and critical edge distance for concrete cone failure are decisive.

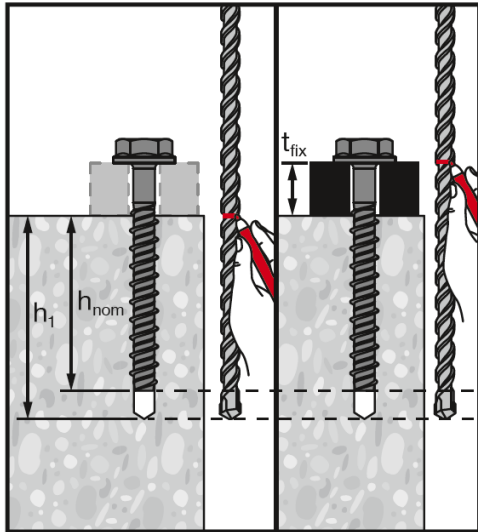


Setting instructions

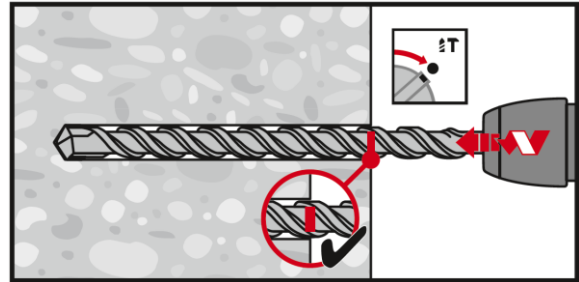
*For detailed information on installation see instruction for use given with the package of the product

Setting instruction

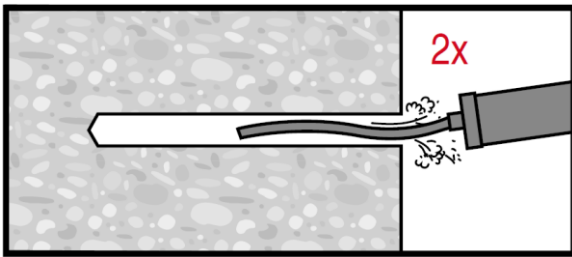
Mark drill-bit length:



1. Hammer drilling:

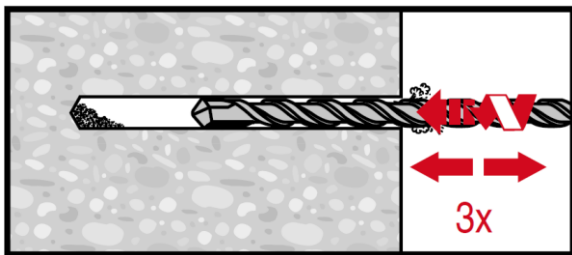


2a. Cleaning:



Cleaning needed in downward and horizontal installation direction with drill hole depth $h_{nom} + 10\text{mm}$

2b. Non-cleaning – 3x ventilation

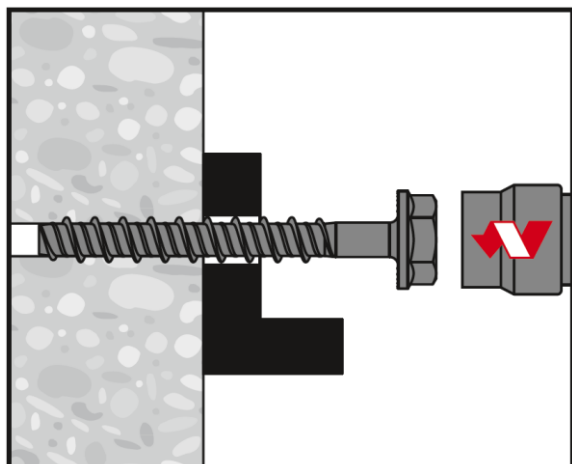


No cleaning is allowed in upward installation direction. No cleaning is allowed in downward and horizontal installation direction when 3x ventilation¹⁾ after drilling is executed.

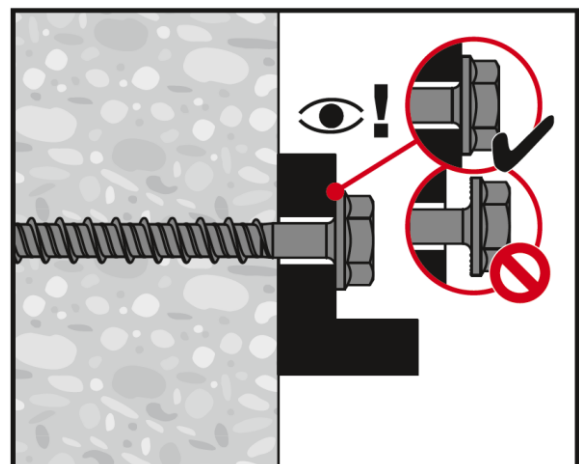
Drill hole depth $h_{nom} + 10\text{mm} + 2 * d_0$

¹⁾ moving the drill bit in and out of the drill hole 3 times after the recommended drilling depth h_1 is achieved. This procedure shall be done with both revolution and hammer functions activated in the drilling machine. For more details read the relevant installation instruction (MPII).

3. Setting by impact screw driver



4. Setting check



Basic loading data (for a single anchor) in solid masonry units



All data in this section applies to:

- Load values valid for holes drilled with TE rotary hammers in hammering mod
- Correct anchor setting (see instruction for use, setting details)
- The core/material ratio may not exceed 15 % of a bed joint area
- The brim area around holes must be at least 70mm
- Edge distances, spacing and other influences, see below
- All data given in this section according to Hilti Technical Data

Nominal embedment depth

Anchor size		6	8	10
Type	HUS4-	HR	HR	HR, CR
Nominal embedment depth	h_{nom} [mm]	55	60	70

Recommended loads for HUS4-HR / HUS4-CR

Anchor size			6	8	10
	Solid clay brick Mz 12/2,0 DIN 105 / EN 771-1 $f_b^{a)} \geq 12 \text{ N/mm}^2$	Tension N_{Rec} [kN]	0,9	1,0	1,1
		Shear N_{Rec} [kN]	1,4	2,0	2,3
	Solid sand-lime brick Mz 12/2,0 DIN 106/EN 771-2 $f_b^{a)} \geq 12 \text{ N/mm}^2$	Tension N_{Rec} [kN]	0,6	0,6	1,0
		Shear N_{Rec} [kN]	0,9	1,1	1,7
	Aerated concrete PPW 6-0,4 DIN 4165/EN 771-4 $f_b^{a)} \geq 6 \text{ N/mm}^2$	Tension N_{Rec} [kN]	0,2	0,2	0,4
		Shear N_{Rec} [kN]	0,4	0,4	0,9

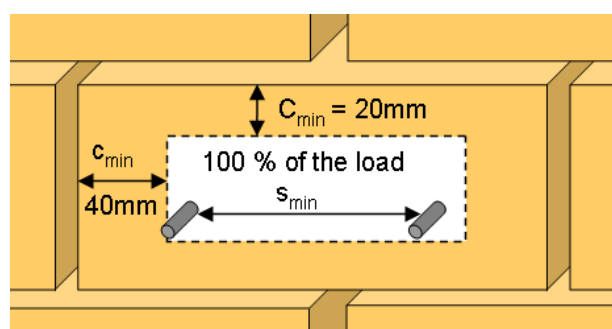
Permissible anchor location in brick and block walls

Edge distance and spacing influence

- The technical data for HUS4-HR anchors are reference loads for MZ 12 and KS 12. Due to the large variation of natural stone slid bricks, on site anchor testing is recommended to validate technical data
- The HUS4-HR anchor was installed and tested in center of solid bricks as shown. The HUS4-HR anchor was not tested in the mortar joint between solid bricks or in hollow bricks, however a load reduction is expected
- For brick walls where anchor position in brick can not be determined, 100 % anchor testing is recommended
- Distance to free edge free edge to solid masonry (Mz and KS) units $\geq 170\text{mm}$
- Distance to free edge free edge to solid masonry (autoclaved aerated gas concrete) units $\geq 170\text{mm}$
- The minimum distance to horizontal and vertical mortar joint (c_{min}) is started in drawing below
- Minimum anchor spacing (s_{min}) in one brick/block is $\geq 2 \cdot c_{min}$

Limits

- Applied load to individual bricks may not exceed 1,0 kN without compression or 1,4 kN with compression
- All data is for multiple use for non-structural applications
- Plaster, graveling, lining or levelling courses are regarded as non-bearing and may not be taken into account for the calculation of embedment depth



Ref. no : 184/AN/DY/23
Date : 20 Nov 2023

Subject : Phase-in of Hilti Screw Anchor HUS4-HR/CR size 6/8/10/14

To whom it may concern,

After several years of intense research and development, Hilti is introducing the new generation of Hilti HUS4 Stainless Steel Screw Anchor. HUS4-HR/CR further provide an even more optimized fastening solution.

The Hilti HUS4 Screw Anchor is now suitable for an even wider range of applications and conditions by offering increased performance in case of concrete related failure modes and a wider range of sizes, embedment depth and head configurations.

1. Product approval & information

Now you can enjoy the following technical documents and product features:

- ETA assessment for structural and non-structural applications
- ETA assessment for static, quasi-static and seismic C1 and C2 loading
- ETA assessment under fire action
- Technical data for use in solid masonry, Aerated Autoclaved Concrete, Light Weight Aggregate blocks
- HUS4-HR (**Hexagonal head**) and HUS4-CR (**Countersunk**)

2. Load performance

Based on this testing, recently released ETA 20/0867 HUS4-HR/CR is an ultimate performance screw anchor and in many cases has the best performance in the industry. HUS4-HR/CR is equal to or better than HUS-HR/CR for designed static, quasi-static and seismic C1 loading.

The original version – HUS-HR/CR will be tentatively phased out by the end of Aug. You can refer to the following summary on the equivalent items.

Should you have any further questions, please do not hesitate to contact our Technical Representatives or Customer Service Hotline at 8228-8118.

Yours faithfully,



Dennis Yeung
Head of Product Leadership Strategy, F&P

HUS-HR/CR		HUS4-HR/CR	
Item no.	Product description	Item no.	Product description
2199091	HUS-CR 6x40	2357641	HUS4-CR 6x40 10/5/-
2199092	HUS-CR 6x60	2357642	HUS4-CR 6x60 30/25/5
2199093	HUS-CR 6x70	2357643	HUS4-CR 6x70 40/35/15
2082431	HUS-CR 8x65 15/-/-	2357608	HUS4-CR 8x65 15/5/-
2082432	HUS-CR 8x75 25/15/-	2357609	HUS4-CR 8x75 25/15/-
2082433	HUS-CR 8x95 45/35/15	2357610	HUS4-CR 8x95 45/35/15
2082434	HUS-CR 10x75 15/-/-	2357611	HUS4-CR 10x75 15/5/-
2082435	HUS-CR 10x85 25/15/-	2357612	HUS4-CR 10x85 25/15/-
2082436	HUS-CR 10x105 45/35/15	2357613	HUS4-CR 10x105 45/35/15
290005	HUS-HR 6x35 5/-/-	2357617	HUS4-HR 6x35 5/-/-
290011	HUS-HR 6x45 15/-	2357618	HUS4-HR 6x45 15/10/-
290014	HUS-HR 6x60 30/5/-	2357619	HUS4-HR 6x60 30/25/5
290015	HUS-HR 6x70 40/15	2357640	HUS4-HR 6x70 40/35/15
290029	HUS-HR 8x55/5	2357305	HUS4-HR 8x55 5/-/-
290030	HUS-HR 8x65/5/15	2357306	HUS4-HR 8x65 15/5/-
290031	HUS-HR 8x75/15/25	2357307	HUS4-HR 8x75 25/15/-
290032	HUS-HR 8x85/5/25/35	2357308	HUS4-HR 8x85 35/25/5
290033	HUS-HR 8x95/15/35/45	2357309	HUS4-HR 8x95 45/35/15
290034	HUS-HR 8x105/25/45/55	2357600	HUS4-HR 8x105 55/45/25
290062	HUS-HR 10x65/5	2357601	HUS4-HR 10x65 5/-/-
290063	HUS-HR 10x75/5/15	2357602	HUS4-HR 10x75 15/5/-
290067	HUS-HR 10x85/15/25	2357603	HUS4-HR 10x85 25/15/-
290068	HUS-HR 10x95/5/25/35	2357604	HUS4-HR 10x95 35/25/5
290072	HUS-HR 10x105/15/35/45	2357605	HUS4-HR 10x105 45/35/15
290131	HUS-HR 10x115/25/45/55	2357606	HUS4-HR 10x115 55/45/25
290161	HUS-HR 10x130/40/60/70	2357607	HUS4-HR 10x130 70/60/40
290181	HUS-HR 14x80/10	2357644	HUS4-HR 14x80 10/-
290182	HUS-HR 14x120/10/50	2357645	HUS4-HR 14x120 50/10
290183	HUS-HR 14x135/25/65	2357646	HUS4-HR 14x135 65/25

Attn. : To whom it may concern

Date : 31 May 2023
Ref. : 042/AM/DY/23

Subject : Country of Origin- Hilti HUS4-HR/CR Screw Anchor

Dear Sir / Madam,

Enclosed please find the information of Hilti HUS4-HR/CR Screw Anchor

Brand Name : Hilti

Model Name : Hilti HUS4-HR/CR Screw Anchor

Manufacturer : Hilti Corporation

Address of Manufacturer : FL-9494, Principality of Liechtenstein.

Manufacturer Contact Person : Dennis Yeung

Supplier : Hilti (Hong Kong) Ltd

Address of Supplier : 701-704, 7/F, Tower A, Manulife Financial Centre,
223 Wai Yip Street, Kwun Tong, Kowloon, Hong Kong

Supplier Contact Person : Dennis Yeung (+852 97234621)

Country of Origin : Liechtenstein

Should you have further questions, please do not hesitate to contact our Technical Representatives, Customer Service Hotline at 8228-8118, or email us at hksales@hilti.com.

Yours Faithfully,



Dennis Yeung
Head of Product Leadership Strategy, F&P

